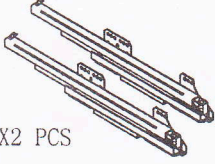
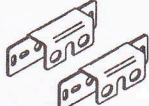

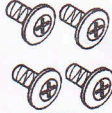




INSTALLATION INSTRUCTION

1.00

1 of 1

- (A) X2 PCS 
- (B) X2 PCS 
- (C) M5X16 X2 PCS 
- (D) M5X10 X4 PCS 
- (E) M4X4 X2PCS 
- (F) X1PCS 
- (G) ST3. 9X16 X10 PCS 